



# AMERICAN PUBLIC TRANSPORTATION ASSOCIATION



# THE STATE OF U.S. PUBLIC TRANSPORTATION



Arthur Guzzetti

Director of Policy and Advocacy

American Public Transportation  
Association

aguzzetti@apta.com

– Japan International  
Transport Institute

- **Seminar on Environmentally  
Friendly Commuting**

October 27, 2006



# What is APTA?

- APTA is trade association
- Represents/supports 1,500 members worldwide
- APTA members serve more than 90% of transit riders in U.S. and Canada

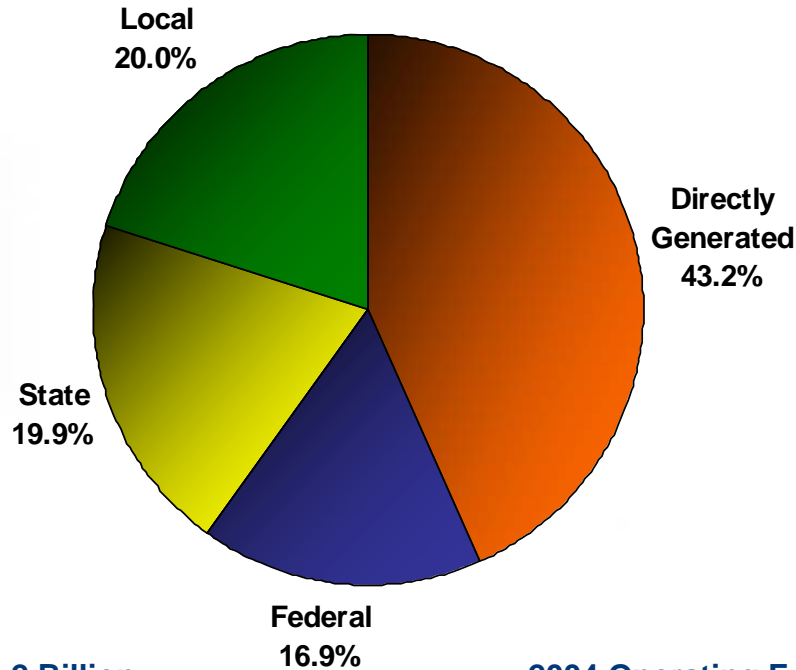


## Snapshot of Industry

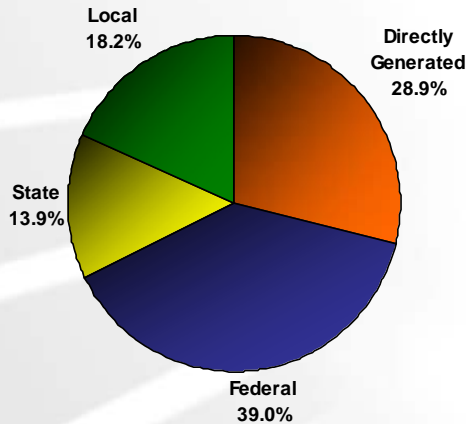
- 9.7 billion annual boardings in 2005
- 60% of trips taken on buses
- 38% of trips taken on rail vehicles
- 6,000 transit providers in U.S.
- \$43 billion industry; employs more than 359,000 people



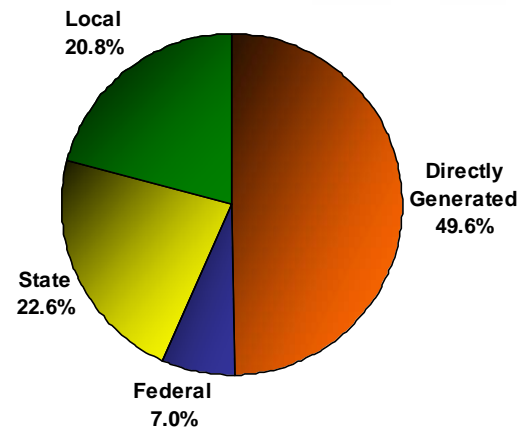
# 2004 Industry Revenue Sources – \$43 Billion



2004 Capital Funding - \$13.2 Billion

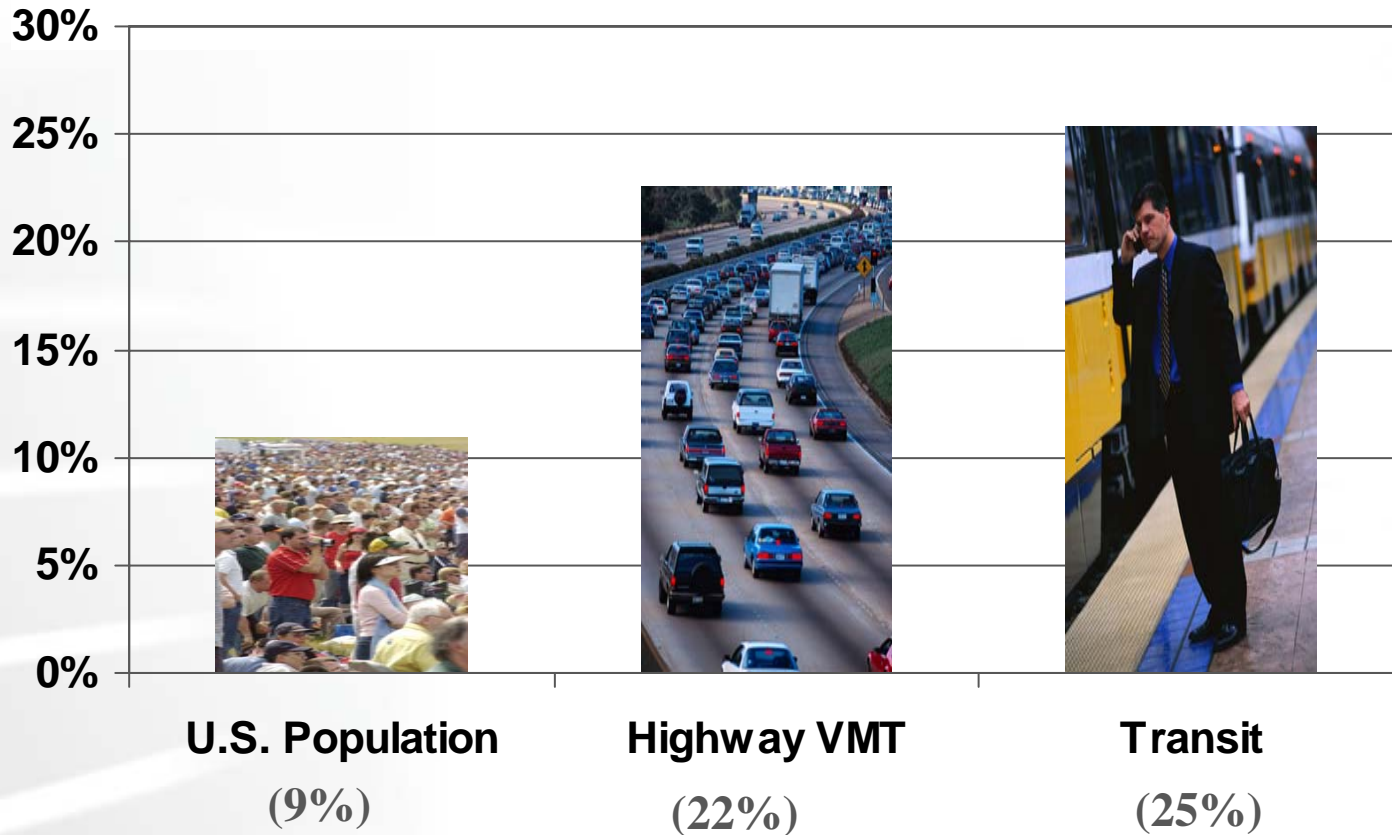


2004 Operating Funds- \$28.1 Billion





# Domestic Passenger Transportation Change in U.S. (1995-2005)





# Bus Ridership is on Increase

- Most widespread form of transit;  
up 18% since 1995
- BRT increasing; 1,600 exclusive lane  
miles





# Commuter Rail Has Grown

➤ 23 systems today versus 12  
in 1970





# Light Rail is Growing

- Increased from 7 to 29 systems since 1970





# Heavy Rail

- 14 heavy rail systems in 11 metro areas





# Paratransit

➤ From 1995 to 2005,  
paratransit ridership nationwide  
rose by 34%



# Other

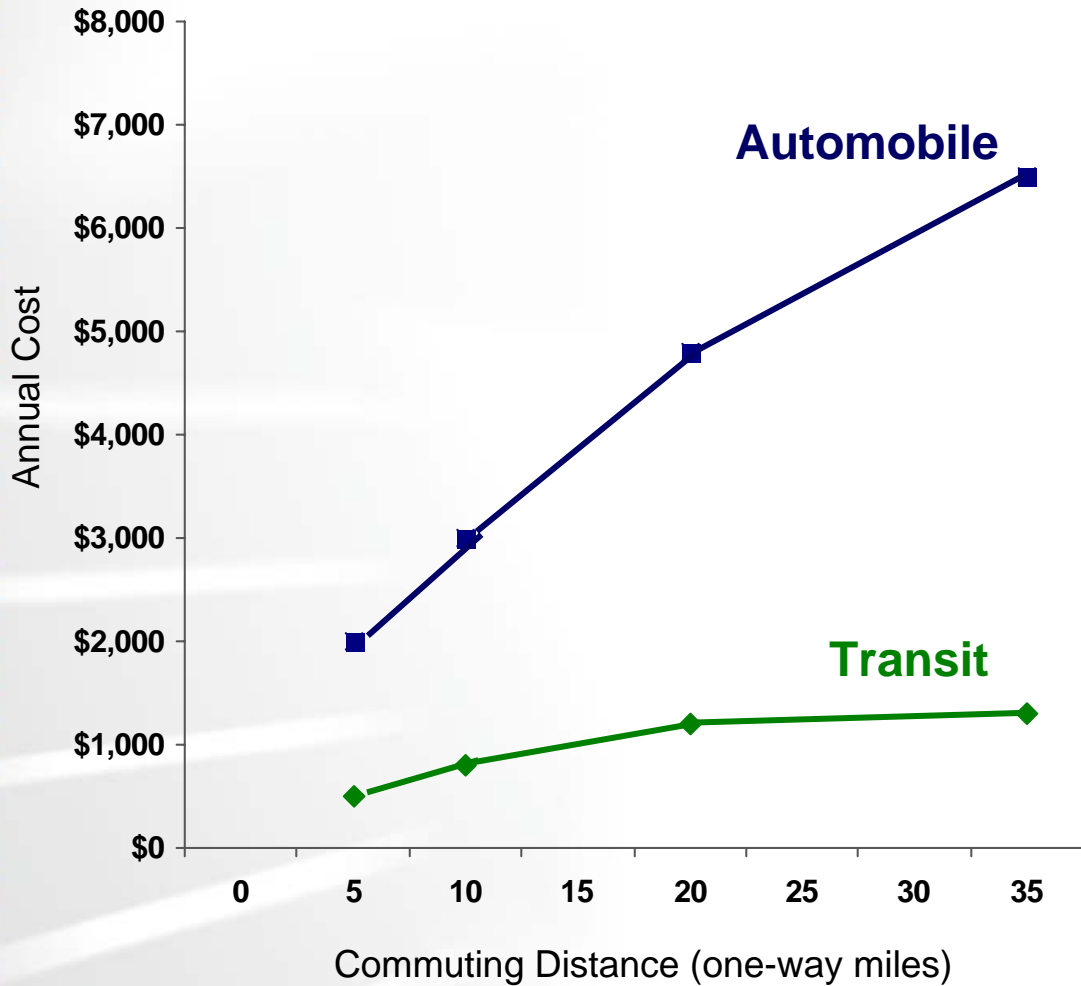




# What Are Benefits of Investing in Public Transportation?



# Public Transportation Benefits Riders – Saves Money



- Driving costs up to 5 times more than transit



# Transit Boosts U.S. The Economy



\$10 million in capital investments in public transit = \$30 million in increased business sales



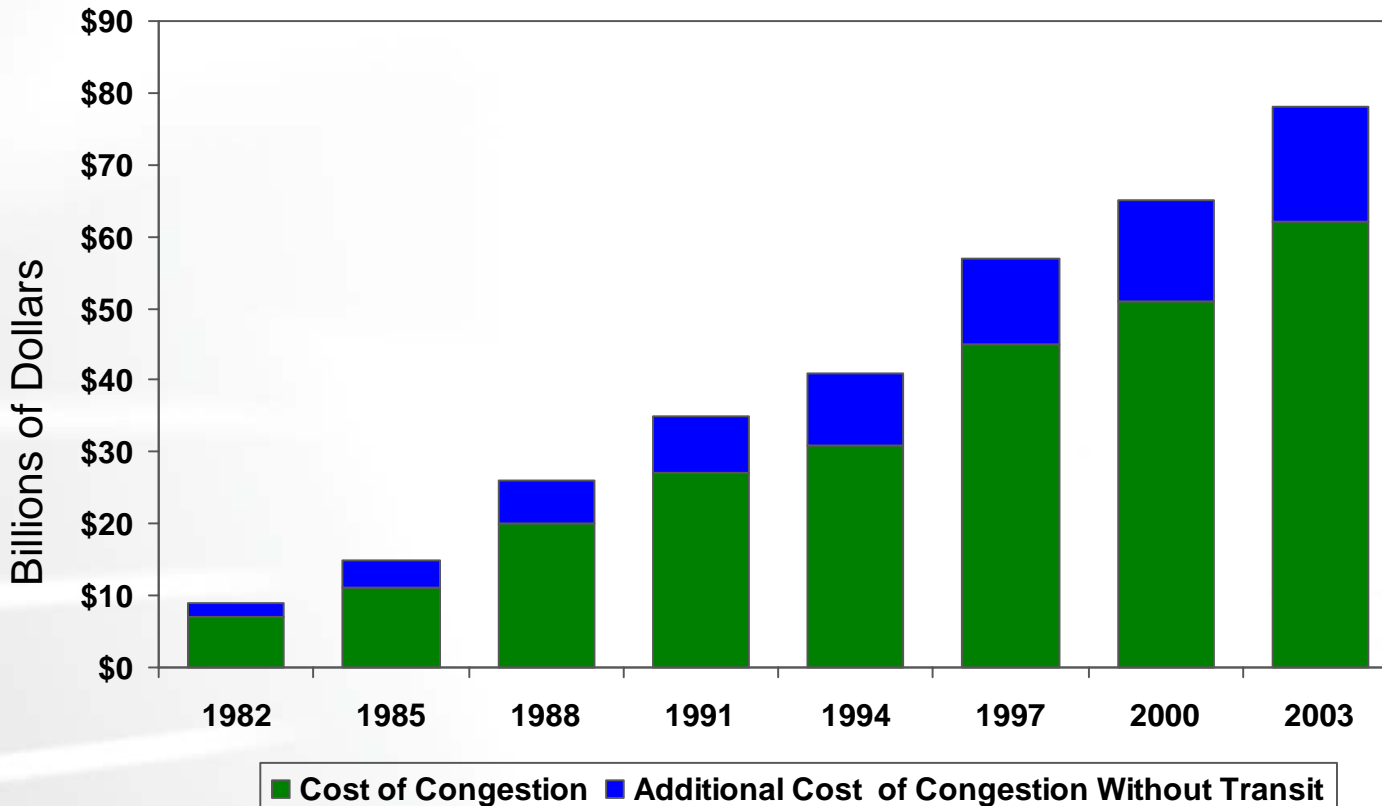
# Transit Boosts the Economy

## ➤ Improves the economy

- \$10 million in capital investments in public transit yields \$30 million in increased business sales
- \$10 million in operating investment yields \$32 million in increased business sales
- Creates 47,500 jobs



# Reduces Congestion; Costs Would Have Been 29% Worse



Congestion delay cost: \$63.1 billion  
If no public transit: additional \$18.2 billion  
Saves travelers 1.1 billion hours in travel time - TTI

# Increases Mobility . . .



## for people with limited auto access

- Seniors – number will double by 2030
- Teens – number will grow 82% by 2025
- People with disabilities – more than 50 million
- Rural residents – more than 90 million



# Challenges Facing Industry

- Image
- 3 out of 4 American households don't have access to transit
- In small cities/rural areas, nearly 2/3 of all residents have few, if any, options
- Unmet capital needs in excess of \$43 billion a year
- Transit security



## Some of the Solutions Include:

- Increase investment
- Look at system as whole
- Develop and use standards
- Create more public/private partnerships
- Utilize new technologies

